

**RONDO®**

# insideR

september 2015

INSPIRED BY THE  
FLINDERS RANGES:  
Adelaide's new  
Convention Centre

ADELAIDE CONVENTION CENTRE

RNA SHOWGROUNDS  
Queensland

OLD TREASURY BUILDING  
Western Australia

SCOTT BASE, ANTARCTICA  
New Zealand

MOVIE ANIMATION PARK  
STUDIOS  
Malaysia

PLUS MORE INSIDE...


NEW PRODUCT:  
MAXIjamb® Brackets





## NEW PRODUCT

### 150mm MAXIjamb Brackets




**205 BASE BRACKET**


Following the introduction of our new 150mm MAXIjamb Stud to our MAXIframe System in early May this year Rondo is able to announce that a range of complimentary brackets is now available.

The range comprises the Base Bracket #205, the Sill Bracket #206 and the #207 Slotted Head Bracket.

The 205 & 207 brackets are made from 3mm G2 Z275 steel, the lighter 206 Sill Bracket from 1.5mm G2 Z275 material. Pricing and details for use of the new jamb stud and its brackets is available from your local Rondo Sales Office.



**206 SILL BRACKET**



**207 SLOTTED HEAD BRACKET**

## DISTRIBUTOR LOCATOR

### Find us anytime



We supply our products to a large network of Authorised Rondo Distributors throughout Australia, New Zealand, Asia, India and the Middle East.

With over 700 distributors worldwide, we ensure our products are available when and where our customers need them.

To locate an Authorised Rondo Distributor nearest to you, use the 'Distributor Locator' on [www.rondo.com.au](http://www.rondo.com.au) or go directly to it by scanning the QR code below.



## Inside this issue:

### PROJECTS

Adelaide Convention Centre SA	2
105 on Mitchell SA	2
Rondo Factory SA	4
Epworth Teaching Hospital VIC	5
Knox Private Hospital VIC	5
Monash University Student Residences VIC	2
Cairns Private Hospital QLD	6
North Byron Beach Resort QLD	7
RNA Showgrounds QLD	7
Old Treasury Building WA	8
Pinjarra Shopping Centre WA	9
State Administrative Tribunal Building WA	9
Hillary Field Centre Stage 2 Scott Base Antarctica NZ	11
New Plymouth, the Len Lye Centre NZ	12
Training Facility NZ	12
Wynn Palace Update MACAU	2
Movie Animation Park MALAYSIA	13
Solar Panel Project MALAYSIA	13

### HANDY TIP

Using Steel Battens for Domestic Ceilings	2
---	---

### UPDATES

KUC State of Origin Fundraiser	16
Rondo Learning Online	16
Updated installation Guides	17
Let's connect	17

# For sound control,



# it's best to do things by the book.

Until now, it hasn't been easy to make sure your building complies with all the Australian and New Zealand standards for acoustic control.

That is why Rondo commissioned acoustic experts, Norman Disney & Young Acoustic Services to advise, monitor and analyse an extensive programme of airborne sound and impact insulation tests.

Testing was carried out at the laboratories of the University of Auckland, New Zealand, and CSIRO at Highett, Victoria.

The result is our Acoustic Wall & Ceiling Systems Manual that shows, for the first time, how our systems comply with all relevant codes and will help engineers to design their next project with confidence.

*To find out more, and to see the results of those tests, visit [www.rondo.com.au/acoustic](http://www.rondo.com.au/acoustic) and download the book now.*

**RONDO®**  
[www.rondo.com.au/acoustic](http://www.rondo.com.au/acoustic)

RONDO® is a registered trademark of Rondo Building Services Pty Ltd. ABN 69 000 289 207.

## Adelaide Convention Centre [SA]

The latest addition to the Adelaide's Riverbank Precinct redevelopment program on the Torrens River is the Adelaide Convention Centre.

The western extension, the first of the two-part redevelopment plan was completed in March this year, with the second stage due for completion in 2017.

The Adelaide Convention Centre Chief Executive Alec Gilbert said the Centre is for all South Australians and one they can be proud of, today, and for decades to come.

"The new West Building opening will reinforce the Centre's ongoing contribution to growing the economic, social and cultural fabric of South Australia.



"At the Adelaide Convention Centre we're proudly South Australian – we feel extremely privileged to be part of creating an innovative and forward-thinking state."

The warm and vibrant colours used in the design of the Adelaide Convention Centre were inspired by South Australia's Flinders Ranges. The 300 glass panels that wrap the extension of the building offer panoramic views of the city and riverbank, as well as views of the award-winning South Australian Health and Medical Research Institute (SAHMRI) building and new Royal Adelaide Hospital and Adelaide CBD.

The project called on our Technical Services Team for wall and ceiling designs with significant quantities of Rondo products and systems used in the project including Rondo Stud and Track, KEY-LOCK® Ceiling Systems and PANTHER® Access Panels.

**To date, Rondo has supplied 9,650m<sup>2</sup> KEY-LOCK Concealed Ceiling Systems, over 8kms of steel stud wall framing in 64mm, 92mm and 150mm widths and 285 Rondo PANTHER® Sound-Rated Access Panels.**

*"At the Adelaide Convention Centre we're proudly South Australian – we feel extremely privileged to be part of creating an innovative and forward-thinking state."*

**Alec Gilbert  
CHIEF EXECUTIVE**







## PROJECTS

### 105 on Mitchell Street [SA]



Working with our contractor customer Top End Commercial, builder Halikos Group and C.A. Architects, Rondo has played a major role in the nearly 5,000m<sup>2</sup> “105 on Mitchell Street” hotel redevelopment project construction.

This \$45 million project will enable a complete redesign of the existing 18-storey hotel to provide new lounge bars, a dining room, kitchens, conference facilities, a gymnasium, swimming pool and basement car park.

Rondo has provided about 8,000m<sup>2</sup> of KEY-LOCK® Concealed Ceiling System and 76mm stud wall framing for this project.

The 105 on Mitchell is due for completion in late 2015.

### Rondo Factory [SA]



2015 has seen the dawning of a new era at Rondo’s Green Fields SA facility.

A long-awaited training facility has been constructed on the mezzanine level above the Sales and Administration office.

Over last year’s Christmas shutdown period, a local builder constructed a structural steel frame on the mezzanine to support Rondo’s heavy gauge steel stud infill walls which were lined, finished and painted prior to the team recommencing in the New Year, with the finishing touches being applied for completion in mid-February.

This new top floor now provides a dedicated Rondo Skills® training area which allows all future product and systems training to be conducted on site for Rondo SA staff and customers. This area will also provide a sizable meeting space for staff, customers and visitors to the site.

Soon after, in mid-March 2015, new cantilever storage racking was installed in the warehouse area, beside the customer service bay, specifically made to handle customer job lot orders. The racking can hold a large portion of customer job lots on one elevated rack. This addition has freed up valuable floor space providing a much safer work environment for staff to operate in.

The footprint of the Rondo SA site now comprises 4,500m<sup>2</sup> of hard stand with 3,500m<sup>2</sup> of this being under cover. Trucks are now able to drive in through one side and out the other fully utilising the boundaries of the property

The new training facility and cantilever racking is a great addition to the Green Fields site given South Australia’s current market requirements and levels of operations.

To register for our Rondo Skills® training, go to [www.rondo.com.au/services/product-training](http://www.rondo.com.au/services/product-training)



## Epworth Teaching Hospital [VIC]



The new \$447 million Epworth Teaching Hospital project in Geelong, to be completed in 2016, will provide the local community with state-of-the-art medical facilities over four stages.

Stage 1 of the project will provide 262 overnight inpatient beds, 12 ICU beds, nine operating theatres, a 20-cubicle emergency department, eight special care nursery cots and medical consulting suites along with emergency, medical, surgical and rehabilitation facilities. Advanced health services including a robotic surgery and a specialised Complex Care Unit to provide dedicated stroke and cardiac care will also be incorporated in the project.

Rondo has proven to be a valuable asset to architect Silver Thomas Hanley, builder Brookfield Multiplex and sub-contractors Expoconti, Donggas and Centracon. Our Technical Services Team provided special designs for lead lined walls and large window openings to the external façade. Rondo 92mm stud and track is used for the internal walls and our KEY-LOCK® Concealed Suspended Ceiling System will be used throughout for the plasterboard ceiling linings.

When completed the hospital will be expected to employ 580 staff and treat almost 50,000 patients annually.

## Knox Private Hospital, Stage 1 [VIC]



The city of Wantirna an eastern suburb of Melbourne is seeing its medical facilities being expanded with the construction of the new Knox Private Hospital, Stage 1 of which is due for completion by the end of this year, 2015.

The new four storey hospital will include 60 one and two person inpatient wards, eight consulting suites, staff offices, a pharmacy and gift shop, entry and foyer, a kitchen and maintenance building and a 3 level car park.

Designed by Woods Bagot Architects, the \$45 million project required Rondo to submit designs for both internal and external wall framing together with external bulkhead designs.

Working with builders Watpac Constructions and contractors Express Interiors the Rondo Technical Services Team had challenges to overcome in the design of external bulkheads and accommodating support for heavy loads in the internal 92mm x 0.75bmt stud walls as well as ensuring the over 15,000m<sup>2</sup> of Rondo KEY-LOCK® Concealed Ceiling System met with their clients requirements. The Rondo VIC Team made themselves available on-site on a regular basis to ensure designs were installed correctly and the project was on track.

Another example of Rondo teamwork not only internally but with their lining contractor customers Express Interiors.



## Monash Uni Student Residences [VIC]



Students on the Clayton campus of Monash University will soon be able to call their Uni home with the construction of a new student residence complex on campus. The soon to be completed project will comprise of four new residential buildings with a number of studio apartments and retail and student informal learning spaces. Other special additions to the \$150 million project will include games rooms, lounge areas and landscaping between the four buildings.

Sustainable development is a key feature of the project's design with shade fins on the façade and thermal stack chimneys to increase warm air and to limit the need for air conditioning. Alongside these inclusions will be the utilisation of various eco materials throughout the construction to help achieve a 5 Star Green Star rating.

Rondo worked with builders Brookfield Multiplex and sub-contractors Expoconti together with the architectural group of Jackson Clements Burrows, Hayball, Richard Middleton and McBride Charles Ryan.

Rondo was tasked with providing designs for and supplying products for both the internal and external walls. Internal walls utilised 64mm stud and track whilst the external walls required 92mm x 1.15bmt stud with 129 furring channel to support the external finishes. Rondo QUIET STUD® was used for the wall framing to corridors to achieve the specific acoustic ratings for this residential project.

Rondo assistance ensured their clients had designs that not only met particular architectural and environmental requirements but also enabled the project to be developed efficiently but importantly, on time. In doing so The Rondo VIC Team also provided their clients with the benefit of regular site inspections to ensure the development remained on track and that all Rondo systems were being installed to specification.

## Cairns Private Hospital [QLD]



Cairns Private Hospital is undertaking an expansion with the introduction of a new tower on Abbott Street.

The \$12 million project designed by Coburn Architecture in conjunction with Flanagan Consulting Group is being built by Adco Construction and will benefit the community by providing an additional 56 private rooms and a 25 bed in-patient ward together with other facilities including a gymnasium.

Scheduled to be completed in December 2015, Rondo customer Mark Malone and his company Malone Plastering Services Pty Ltd with Project Manager Jason Williams are installing the internal drywalls with Rondo 92mm stud framing to designs supplied by Rondo Queensland's resident engineer James Forbes.



## North Byron Beach Resort [QLD]



Stage 1 of the new North Byron Beach Resort due to open late this year is set to impress the local community and tourists alike with a resort facility offering 94 villas.

The Rondo QLD team were assigned the responsibility of designing and supplying product for the internal and external wall framing systems which included both feature ceilings and external curved soffits. Teaming up with Shane Thomas Architects, builder Bennett Constructions Pty Ltd and particularly with lining sub-contractor Brunswick Valley Plastering, Rondo put their KEY-LOCK® Ceiling System to the test with the fascias and soffits, being curved in both directions, required precise installation to create the exact shape and flow desired by the architect. The majority of the project required KEY-LOCK curved /faceted ceilings.

A variety of the Rondo products were used on the project to achieve the required design specifications including, as mentioned, the KEY-LOCK® Concealed Ceiling System, MAXIframe® external steel stud framing, internal steel stud wall framing as well as Panther polymer-framed Sound-Rated Access Panels, EXTREME Plastic Finishing Beads and Exangle bead range (P01, P35, P50).

The experience of Rondo's Technical Services Department in providing solutions along with the capability and flexibility of our systems helped execute the detailed design specifications and installations required for this project.

This project has seen the relationship between Rondo Queensland and contractors Brunswick Valley Plastering in particular Greg (owner) and Jason Bishop (son) go from strength to strength. Rondo commends the pride Greg and Jason's team have taken in their work which has been reflected in their excellent professional workmanship. Brunswick Valley Plastering values the team effort from all their employees on site.

Stage 2 of the remaining 96 approved villas will commence in 2016.

## RNA Showgrounds [QLD]



Construction has begun on the new Royal National Agricultural and Industrial Association of Queensland project (RNA Showgrounds Regeneration Project).

The site covers 22 hectares and represents the largest Brownfield development of its kind in Australia. Included are 340,000m<sup>2</sup> of new residential, commercial and retail buildings. Another 76,000m<sup>2</sup> of new developments are planned on the remaining RNA land.

The project includes the upgrade of Brisbane Showgrounds including the recently completed state-of-the-art Royal International Convention Centre, Plaza and Porte-Cochere together with 5.5 hectares of developments comprising of The Green and The Yards Residential Apartments, Kings Gate Commercial Precinct and the creation of King Street which will include a new shopping and dining strip.

So far Rondo has been involved in the following projects which are either complete or under construction:

- The International Convention Centre which was completed by contractor NWCI QLD
- Wadsworth Contracting are currently installing Rondo steel stud drywall framing and ceiling systems on The Green Apartment Complex which consists of 340 apartments.

K1, the first of three Commercial Kings Gate Office Towers is under construction by contractor TAF Construction, the plasterboard lining contractors on site.

- The Rydges Hotel Project has been let to lining contractor Precision Interior Walls & Ceilings.

So far the Rondo products that have been supplied to the project include 64mm and 92mm Stud Framing, KEY-LOCK® Concealed Framing, Rondo QUIET STUD® and Rondo MAXIframe®.

The entire development is envisioned as a vibrant new destination where 15,000 people will live, work and play.



## Old Treasury Building [WA]



Perth's Old Treasury Building will be unveiled later this year as a hotel.

The \$208 million hotel project is part of the \$600 million Cathedral Square redevelopment initiative to provide Perth with a vibrant new inner city precinct.

As the Old Treasury is a heritage listed building main project contractor BUILT Constructions in conjunction with Kerry Hill Architects and Hassell Pty Ltd were required to meet the usual constraints in respect to conservation and adaptive reuse of the existing building in this redevelopment of one of Perth's important historic landmarks.

The Old Treasury is now home to a new hotel featuring 48 guest rooms, an office tower with commercial tenancies, several bars and restaurants on the top floor overlooking the Swan River as well as a day spa which is able to be enjoyed by the general public.

The Rondo Technical Services Team worked closely with sub-contractors Future Carpentry and Ceilings to develop designs for a variety of situations where the heritage value of the structure required its protection from the new construction being incorporated.

Even before the project started Rondo were called in to design a mock-up of a typical guest room which Future Carpentry constructed to enable the architectural team on site to fine tune their designs.

There then followed a continuous programme of design development to meet the clients requirements.

Guest bathrooms which featured Rondo steel stud walls faced on one side with heavy stone tiles and also requiring acoustic isolation with a 20mm gap to the existing structure was an example which provided Rondo's engineers with an opportunity to test their skills. As well these bathrooms also featured heavy vanity units which were required to be cantilevered off of the already heavily loaded steel stud walls, so more heavy design work was required.

The entire building also featured ceilings acoustically isolated from the old structure where heavy duty isolators were required to be incorporated into the Rondo KEY-LOCK® Concealed Suspension System. Similarly Rondo had to design a supplementary suspension system beneath these ceilings to accept a secondary system to support some services and particularly architectural feature ceiling beneath.

The on-site working relationship between the contractor and Rondo was a particular success with Future Carpentry and Ceilings setting up a product forecasting system which enabled close monitoring of material quantities and requirements for the duration of the project ensuring that during the construction period Rondo product was available on site when required so delays, if any, were kept to an absolute minimum.

Apart from the major impact Rondo's technical expertise played on the project significant amounts of Rondo product were used.

In excess of 20,000 lineal metres of Rondo KEY-LOCK® framing components, over 29,000 lineal metres of mostly heavy duty 1.15 Rondo Stud and Track, Rondo EXANGLE® Finishing Sections and Shaftwall components were required. Fire rated and acoustic rated Rondo PANTHER® Access Panels were also used extensively in both standard and custom sizes. Rondo's Distribution Team at our Kewdale facility ensured the products were delivered to site as required.

The project is scheduled to be completed by the end of the year.





## Pinjarra Shopping Centre [WA]



Rondo has been proud to be involved with the Pinjarra Shopping Centre expansion, located just south of Perth in Western Australia. This \$20.2 million project has seen the retail complex increase its gross lettable area, from 6,000m<sup>2</sup> to 11,000m<sup>2</sup>, providing a number of new stores, as well as additional parking.

The centre will offer the community a total of 40 retailers with 20 speciality stores offering local and national brands. A focus on broadening the centre's fashion, casual dining and general merchandise offering has been a key factor of the project.

Working with Perkins Builders, the projects major commercial fitout contractor, Rondo supplied a large amount of the KEY-LOCK<sup>®</sup> system to the project, particularly 5,000 of the BG05K BETAFIL<sup>®</sup> Direct Fix Furring Channel Clip.

This clip was used in conjunction with Rondo 129 Furring Channel, 50mm thick Kingspan Rigid Insulation Board, and plasterboard lining to facilitate the thermal lining requirements for external masonry walls on the project.

The project was completed and opened in May 2015.

## State Administrative Tribunal Building [WA]



Part of Perth's Cathedral Square Redevelopment, the State Administrative Tribunal Building sees Rondo involved in the 12-level internal fit-out contract.

Working closely with sub-contractor Northline Ceilings, builder Adco Constructions and architects Parry & Rosenthal, Rondo provided a number of solutions to ensure the project was completed on time, despite the many design challenges

Rondo supplied a variety of products from its range including over 7,000 lineal metres of Rondo KEY-LOCK<sup>®</sup>

components, 8,000 lineal metres of Stud and Track and a significant number of custom-sized Rondo PANTHER<sup>®</sup> Sound Access Panels at 588mm square which included, from its range of specialised custom access panels, panels with a perforated door to integrate seamlessly with perforated plasterboard ceilings.

Rondo was also able to assist with design details for acoustic cavity ceilings which were unique in their design installation to suit the building.




# Every piece of our Seismic Solution is designed to work together.

And our market-leading Seismic Design Wizards play a very important part. Not only are Rondo Seismic Wall and Ceiling Systems backed by the superior seismic design service offered by our experienced Engineers, but now our Seismic Design Wizards are available online, any time, to make it even easier for you. Simply by inputting your project-specific information, Rondo's Seismic Wizards can automatically calculate seismic ceiling designs using the Rondo seismic details and will determine whether bracing is necessary or not. It's an extremely helpful tool for Contractors tendering on projects with seismic requirements and needing to work out costs.

Extensively designed and tested, Rondo Seismic Design Wizards meet the code requirements for both Australia and New Zealand, and the features include building data input, building geometry input, lining weights input, service loads input, KEY-LOCK® and DUO® framing input, automated vertical capacity check, automated seismic weight and seismic force calculations.

So to spell it out: once you have completed a calculation, you can simply print out your results, email them to yourself, or submit them to Rondo for further technical assistance.

**Register now and discover an easier way to design your seismic systems at [www.rondo.com.au/seismic](http://www.rondo.com.au/seismic)**





## Hillary Field Centre, Scott Base Antarctica, Stage 2 [NZ]



The southernmost building project in the world, Scott Base, located on Ross Island in the Ross Sea Region of Antarctica is getting a fresh new look with a \$6.2 million upgrade to be completed mid-2018. The upgrade will focus on enhancing the science that is able to be conducted in Antarctica and the Southern Ocean.

The two-level 1800m<sup>2</sup> logistics facility will introduce high quality on-site science facilities that will prolong the time available for scientific analysis on the ice out to the full 12 months of each year.

Teaming up with builder and contractor Leighs Construction Limited, Rondo was given the challenge to supply an inventory of products sufficient to ensure that adequate material was supplied to the site as due to the remoteness of the location a simple phone call to Rondo to supply another bundle of studs for example was an impossibility! The Rondo New Zealand team offered easy, efficient access to all products by providing a 'one stop shop' for all of the projects internal framing needs.

In order to meet the design specifications, Rondo supplied Steel Stud Framing Systems, KEY-LOCK® Concealed Suspended Ceiling Systems, EXANGLE® Finishing Sections and PANTHER® Access Panels for the internal walls and ceilings.

Rondo helped in ensuring the site was supplied with a range of products that would not only meet specifications but were sufficient for the work required.

Dennis Prout, our Rondo Business Development Manager based in Christchurch rationalised products that could

be used across each stage of the project which ensured any left-over Rondo products could simply be used on the following stages to give continuity of brand and hence warranties. It also ensured wastage was kept to a minimum.

The upgrade included three new on site laboratories, mobile container laboratories, double the field deployment preparation area, increased freezer space for holding field samples, a workstation area for up to 15 people, three meeting rooms and a breakout space for cross fertilisation, of the academic kind, within the Antarctic science community.

The increased capacity for the specialised external laboratories and other facilities will help boost the capacity for effective science in Antarctica going forward.





## Training Facility [NZ]



With internal partitions and ceilings forming a major part of the non- structural elements of a building, Rondo has identified there is still a lot of misunderstanding and ambiguity in the market place on the seismic requirements of these elements, their interaction with the buildings structure and with the services such a sprinkler systems and air conditioning together with any other parts of the building that can interact with these non-structural elements.

Rondo has therefore built its own Seismic Training Centre at its Christchurch manufacturing facility with the aim of educating architects, engineers, builders, sub-contractors and any other relevant people in the industry on how to overcome some of these problems.

The training centre takes both a theoretical and hands-on approach with those attending the training actually assembling and installing a seismic suspended ceiling. Furthermore they will learn how to use Rondo's seismic calculator, enabling them to estimate the number of braces required (if any) for a seismically compliant plasterboard or exposed grid ceiling.

If you are interested in attending a training session at our Christchurch facility please contact either Dennis or Darren:


**Dennis Prout**

+64 21 199 6565    dennis.prout@rondo.co.nz

**Darren Brown**

+64 21 654 449    darren.brown@rondo.co.nz

## The Len Lye Centre [NZ]



The New Plymouth community in New Zealand has welcomed an upgrade to the Len Lye Centre Art Gallery which opened in July 2014.

Rondo teamed with up with Auckland architect Patterson Associated Ltd, builder Cleland's Construction and contractor Forman's for the art gallery refresh, all which took place in under a year.

With the help of our team at Rondo NZ, the architects found a way to hang pieces of art off the gallery walls using a design with 51mm Rondo studs tied back to the main structure at nominated centres.



## Solar Panel Farm, Stage 1 [MALAYSIA]



Preparing for the future, the new Solar Panel Project in Selangor, Malaysia is a major step towards conserving natural energy in the region. This project is part of a larger investment scheme whereby generated energy will be sold back to a Malaysian electricity utility company to make a profit.

Rondo Malaysia supplied 52,000 lineal metres of 76mm x 1.15BMT steel stud to assist with the Solar Panel support frame.

Rondo worked closely with architect Duriance Consulting Sdn Bhd, Builder Optel Sdn Bhd and Contractor Dz Man Technologies to provide solutions for the outdoor conditions our products would be exposed to, as the customer had large concerns about corrosion. A thorough assessment was completed by the Rondo Technical Services Team in Malaysia to determine which Rondo products would be most suitable. The Team proposed using AZ150 steel which is suitable for external and exposed environments.

Rondo was also tasked with helping builder Optel Sdn Bhd design a finished frame that had to be constructed in just four weeks. Here we offered products that were both flexible and quick to install with our team monitoring the project to ensure installation was kept on track.

The project brought additional challenges including the connection and adjustment of parts to the original hot-dipped MS steel sectioned design base which proved to be extremely difficult. Here Rondo Malaysia offered the idea of using self-tapping screws to help overcome the frame set-up.

The Rondo Malaysian team was excited to be introduced to the utilities industry, a new market segment and industry for them to be involved in and due to the role they played in this project, the builder is looking to further grow and develop their relationship with Rondo on future projects.

## Movie Animation Park Studios [MALAYSIA]



Excitingly, Rondo has been fortunate enough to assist with the design and support of the main entrance feature wall of Malaysia's first ever animation theme park which is all set to open its doors to the public by the end of 2015. Based in Ipoh, Malaysia, 'The Movie Animation Park Studios' (MAPS) will include a DreamWorks dedicated zone featuring characters from animated movies such as Mr. Peabody and Sherman, Megamind and Casper the Friendly Ghost.

Working closely together with builder, contractor and architect Sanderson International, the Rondo Malaysian design team have helped to create and supply the external wall frame for the feature wall with significant quantities of Rondo products being used on the MAPS project to date:

- 30,000 lineal metres of 150 x 0.75BMT stud
- 14,000 lineal metres of 150 x 0.75BMT track

Rondo has been making regular on-site visits, offering both design and installation support as an additional service to ensure the development remains on track.

This project has served as a great opportunity to build a lasting relationship with Sanderson International.

The second phase of the project is set to begin early 2016.



## Wynn Palace [MACAU]




Wynn Palace, Rondo's largest international project to date, valued at over \$4.1 billion (project total value), has been progressing to new heights. Working closely with Leighton Contractors (Asia) Ltd, Rondo has supplied intricate designs and a large number of systems and products to the project including Steel Stud Framing Systems, KEY-LOCK® Ceiling Systems, Dry Wall Steel Stud Partition Systems and Maintenance Walkway frame Systems as per the project specifications. To date the current installation status includes:

- Back of House wall framing installed
- Podium area, gaming area and walkway frames are currently in construction
- Hotel Tower's corridor steel framing, wall frame installation are currently in execution

A project as extensive as Wynn Palace has resulted in some record-breaking numbers for material produced for one project at Rondo's Malaysian manufacturing facility.


Over 760,000 lineal metres of special 100 and 150mm x 1.9mm Heavy Duty Studs, well over 2.5 million lineal metres of standard 64, 76, 92 & 150mm x 0.75mm studs, 370,000 metres of CH Stud for Shaftwall Systems and nearly half a million lineal metres of KEY-LOCK® top cross rail and furring channel for the ceilings have so far been shipped to site and there is more to come.

The Wynn Palace project is on track to be completed early 2016.



## HANDY TIP

### Using Steel Battens for Domestic Ceilings



The question often arises...should a plasterboard ceiling in a home be fixed directly to the underside of the roof trusses or floor joists, or should it be battened?

The Australian Standard AS/NZS2589 provides the requirements for the application and finishing of Gypsum linings in residential and commercial applications, and therefore is an appropriate starting point. Per the standard, Level 4, is the recommended general standard of finish unless prevailing conditions require otherwise, which can be accessed via the matrix provided in the standard.

Whilst the standard provides a whole raft of information around the application and finishing of gypsum linings, the fundamental principle is to ensure an acceptable level of finish is achieved and all parties agree on the expected outcomes.

So, what are some of the more obvious criteria to consider:

- Materials of construction
- Acceptable deflection limits
- Critical lighting
- Heating, ventilation and ambient conditions
- Application – ceiling under floor, ceiling under roof etc.

All materials expand and contract due to changes in temperature; however some materials will also expand and contract due to changes in moisture (humidity) as well. It is reasonable then to match materials based on their expansion / contraction rates, or conversely separate materials when close compatibility cannot be achieved. For this reason it is important to understand the materials of construction, and their compatibility requirements.

It is unreasonable and cost prohibitive to construct dwellings that do not move, when subjected to imposed loads, apart from the fact this may not always provide an acceptable solution.

Once we accept the building must move, it is then necessary to ensure the linings covering the structural frame can accommodate the expected movement or are appropriately isolated from this movement. Isolation is best handled by providing secondary framing members, capable of accommodating the structural movement, whilst maintaining adequate support for the linings.

The above commentary covers a very, very small portion of the factors which can ultimately determine the performance, or lack thereof, of the ceiling system. In reality, it is not possible to sit down and contemplate every possible scenario for every single project and accordingly it is best to rationalise back to a system which provides the lowest possible risk of failure at a reasonable cost.

For this reason, Rondo recommends that all ceilings in residential dwellings be battened out prior to installing the linings. Rondo provides several options of battens which when installed in accordance with our recommendations will provide an acceptable solution for normal residential construction. Furthermore, Rondo can provide design alternatives for those more complex or challenging projects.



## UPDATES

### KUC: State of Origin Fundraiser



Our staff at Rondo NSW and QLD battled it out to the win the State of Origin series with Craig Keen our General Manager – Products and Services, and GM – Sales Paul Schampers going to head to head in the finale with great odds at stake: the losing team had to have their head shaved.

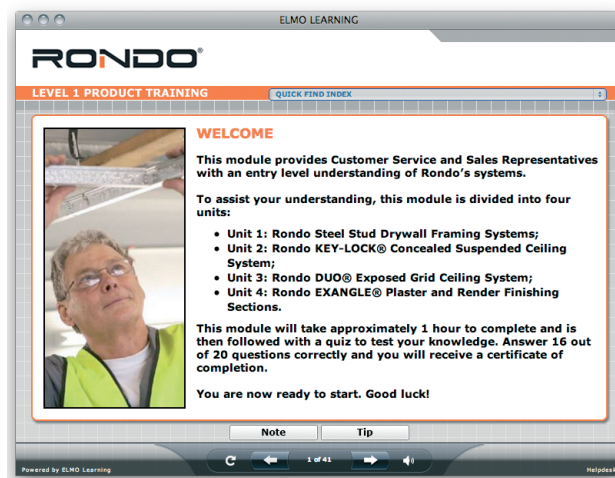
With Craig Keen punting for the Blues and Paul for the Maroons, Craig was faced with the ultimate defeat. The 52-6 Blues loss faced Craig with the ultimate realisation that he would in fact be losing his friends upstairs with his hair do; a number zero head shave. Sharpening his barber tools and administering the head shave was his betting opponent Paul Schampers but it was all in the name of a good cause, raising funds for our partner 'Kids Under Cover' who help to prevent youth homelessness.

The head shave to date has raised a total of \$1160.00

For more information on 'Kids Under Cover' and how you can help visit [www.kuc.org.au](http://www.kuc.org.au)



### Rondo Learning Online



Rondo training has never been easier than with our Rondo Learning Online course. You can access the online product training 24 hours, 7 days a week and learn everything you need to know to about Rondo's systems and their applications and best of all, the course is FREE.

To access our online course, all you have to do is go to [www.rondolearningonline.com](http://www.rondolearningonline.com) and enter the username and password as below:

**Username:** rondo **Password:** rondo

The interactive online Rondo product training takes roughly one hour to complete and also includes a range of handy tips and answers to those commonly asked questions.

On completion of Rondo Learning Online, you will be able to:

- Detail the features and benefits of each Rondo system
- Explain the basic installation process and typical application of each system
- Offer helpful solutions in response to common customer enquiries
- Know what information can be sourced from Rondo's literature range and website

**RONDO** Learning  
online

## Updated Installation Guides



Our Rondo Installation Guides have recently been updated with new images and technical information. Rondo's Installation Guides are the perfect resource for users requiring practical application and installation details on Rondo's standard systems.

The updated Rondo Installation Guides are a convenient resource that suits most contractors and DIYers. They allow you to access the latest technical information on our most popular products and systems.

Not only that, we've used the highest quality 3D rendered architectural images so the user can clearly see how our systems work in situ.

Installation Guides available on the following systems:

- Rondo KEY-LOCK® Suspended Ceiling System
- Rondo Steel Stud Drywall Framing System
- Rondo DUO® Exposed Grid Ceiling System
- Rondo EXANGLE® Drywall Finishing Sections
- Rondo PANTHER® Access Panels

For more information on how to install Rondo products or to download the installation guides please visit our website at [www.rondo.com.au](http://www.rondo.com.au)

## Let's Connect

Rondo has an industry-leading presence on social media platforms, particularly Facebook, YouTube and LinkedIn.

We provide up-to-date information on new product releases, current building projects, and technical questions and feedback...PLUS plenty of giveaways exclusive to our fans.


We will soon be introducing 'Rondo How' series to our YouTube channel. Keep your eye out in the coming months for our online video demonstrations that will offer quick and easy tips on 'how to' use Rondo products and systems. If you have any suggestions on what you would like to know 'how to' do when using our products, email [marketing@rondo.com.au](mailto:marketing@rondo.com.au)

To view our current installation videos visit our YouTube channel at [www.youtube.com/user/RondoBuildingService](http://www.youtube.com/user/RondoBuildingService) In the meantime, join us today on social media.





# The difference between our corner beads



## ...and cheaper alternatives

Unlike some other manufacturers, Rondo's EXANGLE® range of corner beads for building boards has a Z180 zinc coating to protect against corrosion. As the zinc is up to four times as expensive as the steel it is protecting, cheaper brands of beads reduce their cost by skimping on the zinc coating and increasing the steel content of their product.

This might make them feel heavier, but the fact is, their corrosion resistance is compromised. With the superior corrosion resistance of the Rondo EXANGLE® corner beads, you will have less call-backs, better peace of mind and a reputation for only using the best products. What's more, all Rondo products are backed by the comprehensive Rondo Warranty that guarantees their performance when installed correctly.

*For more information, see your local Rondo Distributor or visit [www.rondo.com.au](http://www.rondo.com.au) today.*

**RONDO®**